

LED Bulkhead

- Unique bulkhead that combines a large surface area of light with a decorative feel.
- Supplied with a white bezel as standard
- Selectable colour temperature 3000K/4000K/6000K
- Chrome, satin, copper and antique brass trims available
- Colour change switch under diffuser for easy access
- The ideal replacement for 2D and PL decorative fittings
- 8M detection range on corridor dim option (2.6m mounting height)
- Emergency option
- Microwave and corridor dimming function option
- 20mm side & rear entry conduit



25W  55W Energy Saving 54%

Quality Assured
Product Warranty¹
5 Year
Exc Battery

On site
Warranty¹
2 Year
Exc Battery

Colour Rendering
Index²
85

Lumens
Maintenance Ratio³
L80 B10

Water & Dust
Protected
IP54

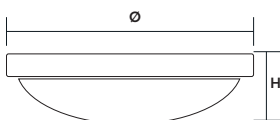
Impact
Rating
IK8

Operating
Hours
35,000

Technical Specification	
Construction	Polycarbonate
Driver	BELL
LED Chip	Samsung
Input Voltage	220 - 240V
Power Factor	> 0.9
Operating Temp	-20°C to +35°C
Standard	CE & UKCA

Optional infra-red remote control available for sensor versions

Quick and easy adjustment for multiple fittings; dimming level, presence detection, light levels & automatic on-off time. Average 4M range.






5 Year Silver Warranty

Code	W	Description	Lm	Temp	HxØ (mm)
06810	25	LED Bulkhead, CCT	2000	3/4/6000K	94x390
06811	25	LED Bulkhead - Emergency, CCT	2000	3/4/6000K	
06812	25	LED Bulkhead - Corridor Dim, CCT	2000	3/4/6000K	
06813	25	LED Bulkhead - Emergency, Corridor Dim, CCT	2000	3/4/6000K	
06816	-	Satin Trim Ring	-	-	-
06817	-	Chrome Trim Ring	-	-	-
06818	-	Copper Trim Ring	-	-	-
06819	-	Antique Brass Trim Ring	-	-	-

Microwave Max Operating Height 3.2m


Tri-Level Control (Corridor Function)



With sufficient natural light, the fitting does not switch on when presence is detected.



With insufficient natural light, the sensor switches on automatically when someone enters the room.



When the room is empty, light dims to stand-by level (10% / 20% / 30%) after the hold-time.



Light switched off automatically after the stand-by period has elapsed.

Offers 3 levels of light: 100%-dimmed light (10%, 20%, 30%)-off; and 2 periods of selectable waiting time: motion hold-time and stand-by period; selectable daylight threshold and choice of detection area.